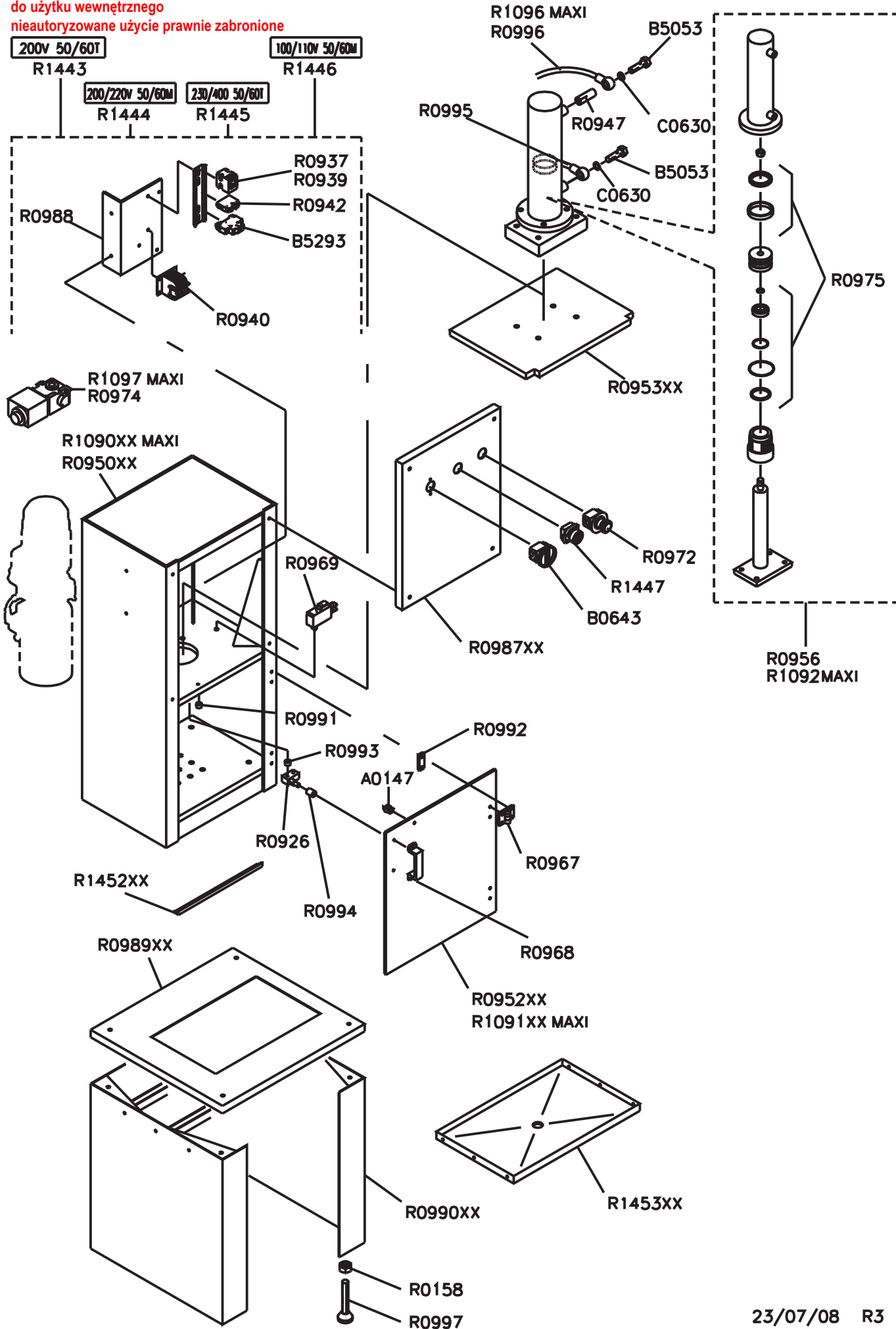
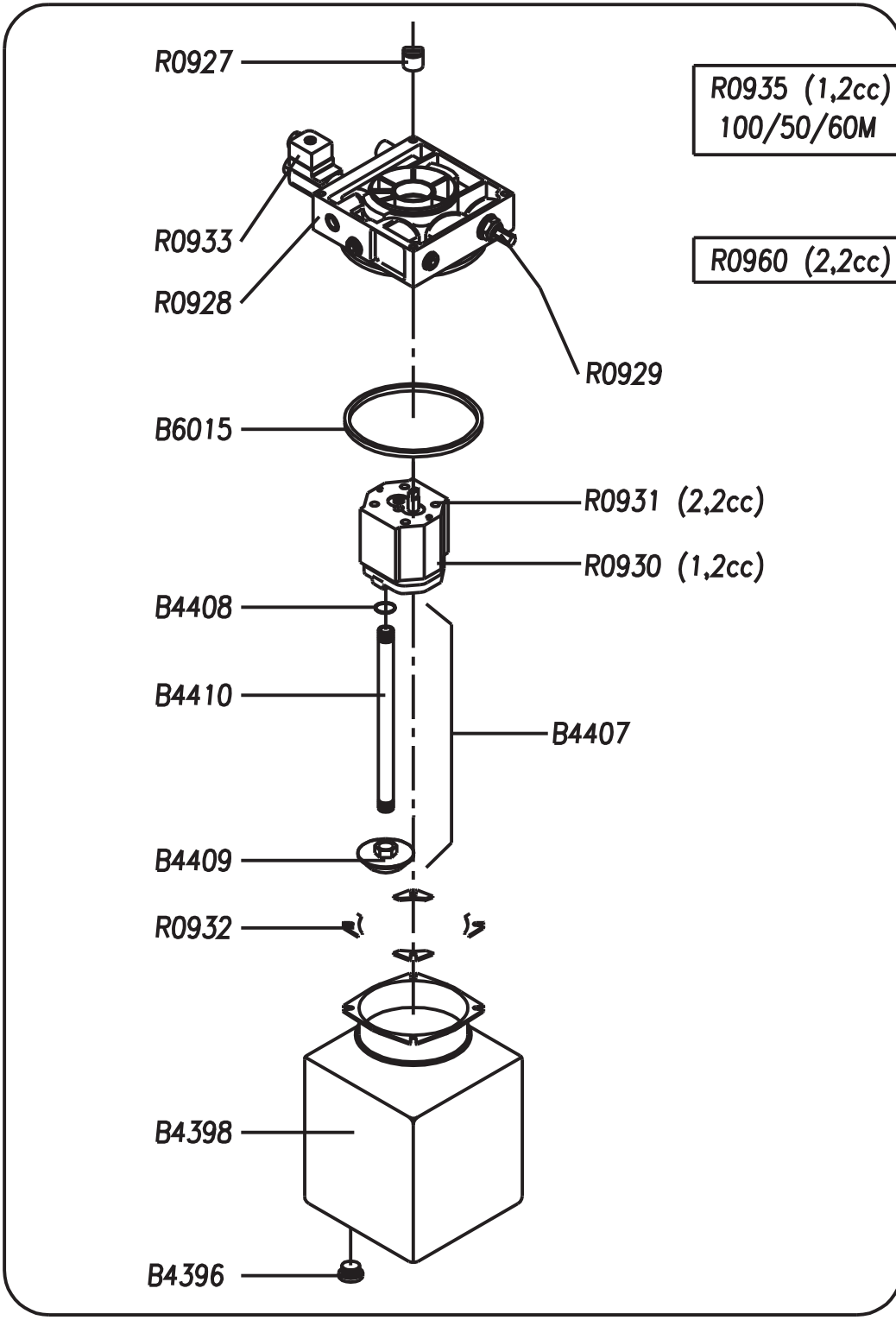
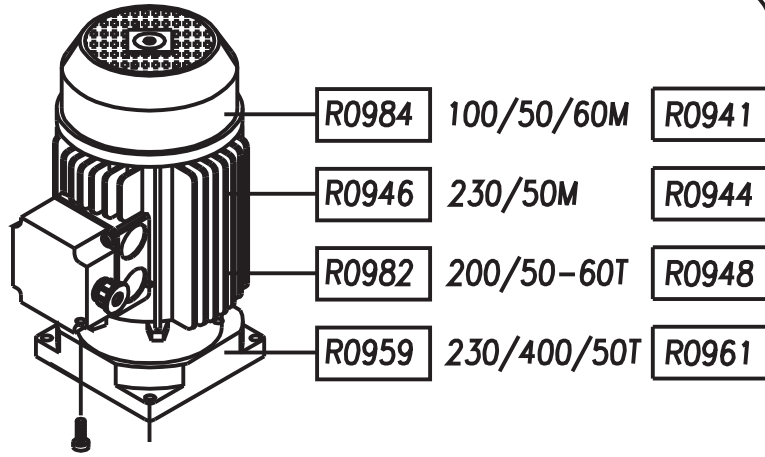


(C)2011 Werther Polska
do użytku wewnętrznego
nieautoryzowane użycie prawnie zabronione



23/07/08 R3



Part Code	Sugg	Descrizione	Description	Beschreibung	Description	Denominacion
A0147		GANCIO PORTA TESTINA GONFIAGGIO	INFLATION HEAD HOOK	KNOPFHALTUNGSHAKEN	CROCHET	GANCHO PORTA-CABEZA DE INFLADO
B0643	*	INTERRUTTORE GENERALE 230/400	MASTER SWITCH 230/400	SCHALTER 230/400	INTERRUPTEUR GÉNÉRAL	INTERRUPTOR GENERAL
B4396		TAPPO SFIATO CON FILTRO	BLEED PLUG WITH FILTER	ENTLUEFTUNGSDECKEL MIT FILTER	BOUCHON RENIFLAR AVEC FILTRE	TAPON DE ESCAPE CON FILTRO
B4398		SERBATOIO LT.7 IN PLASTICA	TANK PVC	BEÄHELTER PVC	RESERVOIR PVC	DEPOSITO PVC
B4407		KIT ASPIRAZIONE	SUCTION KIT	KOMPL. ANSAUGS-SATZ	ENSEMBLE ASPIRATION	JUEGO ASPIRACION
B4408		O'RING 18.77X1.78	O'RING	O'RING	JOINT TORIQUE	EMPAQUE
B4409		FILTRO PIATTO D.62 DA 3/8"	FLAT FILTER D.62 3/8"	FLACHFILTER D.62 3/8"	FILTRE PLAT	FILTRO PLANO
B4410		TUBO ASPIRAZIONE M/M G.3/8"	SUCTION PIPE	ANSAUGROHR	TUBE ASPIRATION	TUBO ASPIRACION
B5053	*	VITE FORATA 1/4	SCREW 1/4	SCHRAUBE 1/4"	BOUCHON RENIFLARD 1/4"	TORNILLO CON ORIFICIO 1/4"
B5293	*	FUSIBILE RITARDATO 5X20 4A T	FUSE 5X20 4A T	SCHMELZSICHERUNG 5X20 4A T	FUSIBLE 5X20 4A T	FUSIBILE 5X20 4A T
B6015		O'RING 6437 110,72X3,53	O'RING	O'RING	JOINT TORIQUE	EMPAQUE
C0630		RONDELLA IN RAME Ø14X20	COPPER WASHER Ø14X20	MUTTER M10 UNI 5588	ECROU M10 UNI 5588	TUERCA
R0158		DADO MEDIO M 8 6S UNI 5588 ZB	NUT M8	MUTTER M8	ECROU M8	TUERCA M8 UNI 5588
R0926	*	FINECORSA PORTELLO	LIMIT SWITCH	ENDSCHALTER AUFSTIEG	CONTACT FIN DE COURSE	FINAL DE CARRERA SUBIDA
R0927		GIUNTO A PENNA	CONNECTING COUPLING	FEDERANSCHLUSS	ACCOUPEMENT	ACOPLAMIENTO DE OREJA
R0928		FLANGIA X VT CON FORI DA 1/4"	FLANGE	FLANSCH	BRIDE	BRIDA
R0929	*	VALVOLA DI MASSIMA 150BAR+VALV.RITEG.	HIGH PRESSION VALVE	UEBERDRUCKVENTIL	SOUPAPE DE SURPRESSION	VÁLVULA DE MÁXIMA
R0930		KIT POMPA "G" PHC 1-1,2CM/G	PUMP KIT	PUMPENSET	KIT POMPE	KIT BOMBA
R0931		KIT POMPA "G" PHC 1-2,2CM/G	PUMP KIT	PUMPENSET	KIT POMPE	KIT BOMBA
R0932		PIASTRINA DI SERRAGGIO X SERB	TIGHTENING PLATE FOR TANK	TANKBEFESTIGUNGSPLATTE	PLAQUE FIXATION RESERVOIR	PLACA DE FIJACION DEL DEPOSITO
R0933	*	ELETTROVALVOLA COMPLETA	ELECTRO-VALVE	ELEKTROVENTIL	ELECTROVANNE COMPLÈTE	ELECTROVÁLVULA
R0935		MINICENTRAL.MC4 1,2CC	HYDRAULIC UNIT	HYDRAULIK GERAET	CENTRALE HYDRAULIQUE	CENTRALITA
R0937	*	TELERUT.LS171024 7.5KW 24V AC	CONTACTOR LS171024 7.5KW 24V AC	FERNSCHALTER LS171024 7.5KW 24V AC	TÉLÉRUPTEUR LS171024 7.5KW 24V AC	TELEINTERRUPTOR LS171024 7.5KW 24V AC
R0939		KIT MOT+CENTR.110/60M	KIT MOTOR+POWER UNIT	KIT MOTOR+GERAET	KIT MOTOR+CENTRALE	KIT MOTOR+CENTRALITA
R0940	*	TRASFORM.30VA 12-24V-100	TRANSFORMER	TRANSFORMATOR	TRANSFORMATEUR	TRANSFORMADOR
R0941		KIT MOT+CENTR.100/50M	KIT MOTOR+POWER UNIT	KIT MOTOR+GERAET	KIT MOTOR+CENTRALE	KIT MOTOR+CENTRALITA
R0942		RELÈ MEMORIA CICLO	RELAY	RELAIS	RELAIS	RELÉ
R0944		KIT MOT+CENTR.230/50M	KIT MOTOR+POWER UNIT	KIT MOTOR+GERAET	KIT MOTOR+CENTRALE	KIT MOTOR+CENTRALITA
R0946	*	MOT.230/50M 1,5KW GR.90	ELECTRIC MOTOR	ELEKTRO-MOTOR	MOTEUR ÉLECTRIQUE	MOTOR ELÉCTRICO
R0947		PROLUNGA M-F 1/4 GAS L=30	EXTENSION	VERLÄNGERUNG	RALLONGE	DISTANCIADOR
R0948		KIT MOT+CENTR.200/60T	KIT MOTOR+POWER UNIT	KIT MOTOR+GERAET	KIT MOTOR+CENTRALE	KIT MOTOR+CENTRALITA
R0950XX		STRUTTURA	STEEL STRUCTURE	RAHMEN	CHÂSSIS	BASTIDOR
R0952XX		SPORTELLO	DOOR	VORDERTUERE ELEKTRO-STEUERKASTEN	PANNEAU ANTÉRIEUR	PUERTA DELANTERA
R0953XX		PIASTRA PRESSORE	PRESSURE PLATE	PRESSPLATTE	PLAQUE PRESSEUSE	PLACA
R0956		CILINDRO IDRAULICO	HYDRAULIC CYLINDER	ZYLINDER KOMPLET	VERIN COMPLET	CILINDRO IDRÁULICA

R0959	*	MOTORE 230-400/50T 1,1KW GR.90 4P	ELECTRICAL MOTOR 230-400/50T 1,1KW GR.90 4P	ELEKTRO-MOTOR 230-400/50T 1,1KW GR.90 4P	MOTEUR ÉLECTRIQUE 230-400/50T 1,1KW GR.90 4P	MOTOR ELÉCTRICO
R0960		MINICENTRAL.MC4 2,2CC	HYDRAULIC UNIT	HYDRAULIK GERAET	CENTRALE HYDRAULIQUE	CENTRALITA
R0961		KIT CENTR+MOT.	KIT MOTOR+POWER UNIT	KIT MOTOR+GERAET	KIT MOTOR+CENTRALE	KIT MOTOR+CENTRALITA
R0967		CERNIERA PORTELLO	DOOR HINGE	SCHARNIER	CHARNIERE PANNEAU	BISAGRA
R0968		MANIGLIA SPORTELLO	DOOR HANDLE	HANDGRIFF	POIGNEE	ASA
R0969	*	FINECORSALALITA	LIFTING LIMIT SWITCH	ABSTIEGSENDSCHALTER	CONTACT FIN DE COURSE	FINAL DE CARRERA SUBIDA
R0972	*	PULSANTE EMERGENZA	EMERGENCY PUSH BUTTON	AUFTAUCHKNOPF	BOUTON D'ÉMERGENCE	BOTÓN DE APARICIÓN
R0974	*	PRESSOSTATO	PRESSURE SWITCH	DRUCKWÄCHTER	PRESSOSTAT	PRESOSTATO
R0975	*	KIT GUARNIZIONI CILINDRO	CYLINDER GASKETS KIT	ZYLINDERDICHTUNGENSET	JEU DE JOINTS	JUEGO DE JUNTAS CILINDRO
R0982	*	MOT.KW1,1 P4 200/346-50/60 H90	ELECTRIC MOTOR	ELEKTRO-MOTOR	MOTEUR ÉLECTRIQUE	MOTOR ELÉCTRICO
R0984	*	MOT.100/50-60M	ELECTRIC MOTOR	ELEKTRO-MOTOR	MOTEUR ÉLECTRIQUE	MOTOR ELÉCTRICO
R0987XX		PANNELLO ANT.	FRONT PANEL	VORDERTAFEL	PANNEAU ANTERIEUR	PANEL
R0988		SUPPORTO QUADRO ELETTRICO	CONTROL BOX SUPPORT	HALTER F. ELEKTROSCHALKASTEN	SUPPORT BOITIER ELECTRIQUE	SOPORTE CUADRO ELECTRICO
R0989XX		COPERTURA X BASE	COVER	DECKEL	COUVERCLE	TAPA
R0990XX		TELAIO BASE	FRAME	GESTELL	CHASSIS	BASTIDOR
R0991		PERNO BLOCC.SPORTELLO	PIN	STIFT	AXE	PERNO
R0992		SPESSORE X CERNIERA	SHIM	DISTANZSTUECK	CALE	CALZO
R0993		DISTANZ.X MICRO	SPACER	DISTANZSTUECK	ENTRETOISE	DISTANCIADOR
R0994		BUSSOLA PROTEZIONE PERNO MICRO	MICROSWITCH PIN PROTECTION BUSHING	MIKROSCHALTERSTIFT-SCHUTZBU CHSE	BAGUE DE PROTECTION MICROINTERRUPTEUR	CASQUILLO PROTECTOR PASADOR MICRO
R0995		TUBO IMPIAN.IDR.MAND/RIT.L=280	DELIVERY PIPE	WASSERSCHLAUCH	TUBE HYDRAULIQUE	TUBO INSTALACIÓN HIDRÁULICA
R0996		TUBO IMPIAN.IDR.MAND/RIT.L=550	DELIVERY PIPE	WASSERSCHLAUCH	TUBE HYDRAULIQUE	TUBO INSTALACIÓN HIDRÁULICA
R0997		PIEDINO MOBILE COMPL.	FOOT	STÜTZFUSS	PIED	PIE
R1090XX		STRUTTURA MAXI	STEEL STRUCTURE	RAHMEN	CHÂSSIS	BASTIDOR
R1091XX		SPORTELLO MAXI	DOOR	VORDERTUERE ELEKTRO-STEUERKASTEN	PANNEAU ANTÉRIEUR	PUERTA DELANTERA
R1092		CILINDRO IDRAULICO MAXI	COMPLETE CYLINDER	ZYLINDER KOMPLET	VERIN COMPLET	CILINDRO HIDRAUL.COMPL.
R1096		TUBO IMPIAN.IDR.MAND/RIT.L=740	DELIVERY PIPE	WASSERSCHLAUCH	TUBE HYDRAULIQUE	TUBO INSTALACIÓN HIDRÁULICA
R1097		PRESSOSTATO PS300SC220BAR R18+CP3	PRESSURE SWITCH	DRUCKWÄCHTER	PRESSOSTAT	PRESOSTATO
R1443		QUADRO/T 200/50-60 ECOPRESS/08	ELECTRIC BOX	KASTEN DREHSTROM	COFFRET ÉLECTRIQUE	CUADRO ELÉCTRICO
R1444		QUADRO/M 230/50 ECOPRESS/08	ELECTRIC BOX	KASTEN EINPHASE	COFFRET ÉLECTRIQUE	CUADRO ELÉCTRICO
R1445		QUADRO/T 230-400/50ECOPRESS/08	ELECTRIC BOX	KASTEN DREHSTROM	COFFRET ÉLECTRIQUE	CUADRO ELÉCTRICO
R1446		QUADRO/M 100/50-60 ECOPRESS/08	ELECTRIC BOX	KASTEN EINPHASE	COFFRET ÉLECTRIQUE	CUADRO ELÉCTRICO
R1447		PULSANTE LUM.24V D22 1XNO VERD	LIGHT PUSH BUTTON	KONTROLLEUCHE	BOUTON TÉMOIN LUMINEUX	PULSADOR ESPIA
R1452XX		ANGOLARE INVOLUCRO ECOPRESS	CASING ANGLE BAR			BARRA ANGULAR CARCASA
R1453XX		VASCHETTA IMBUTO ECOPRESS	OIL CAP	ÖLWÄNNCHEN	GODET D'HUILE	CUBITA ACEITE
Z_RICAMBI		* = RICAMBI CONSIGLIATI	* = RECOMMENDED SPARE PARTS	* = EMPFOHLENE E-TEILE	* = PIECES DE RECHANGE CONSEILLEES	* = REPUESTOS ACONSEJAIOS