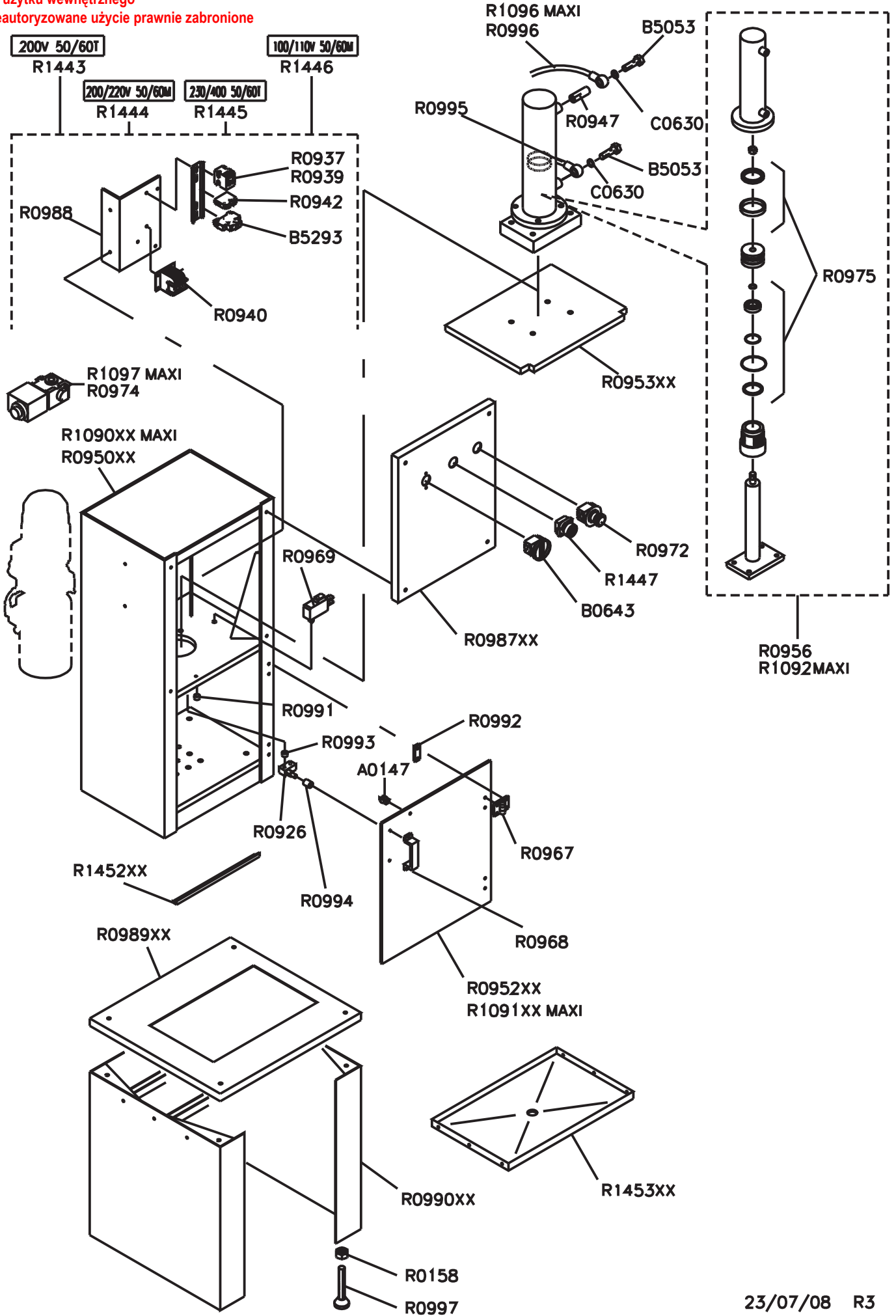
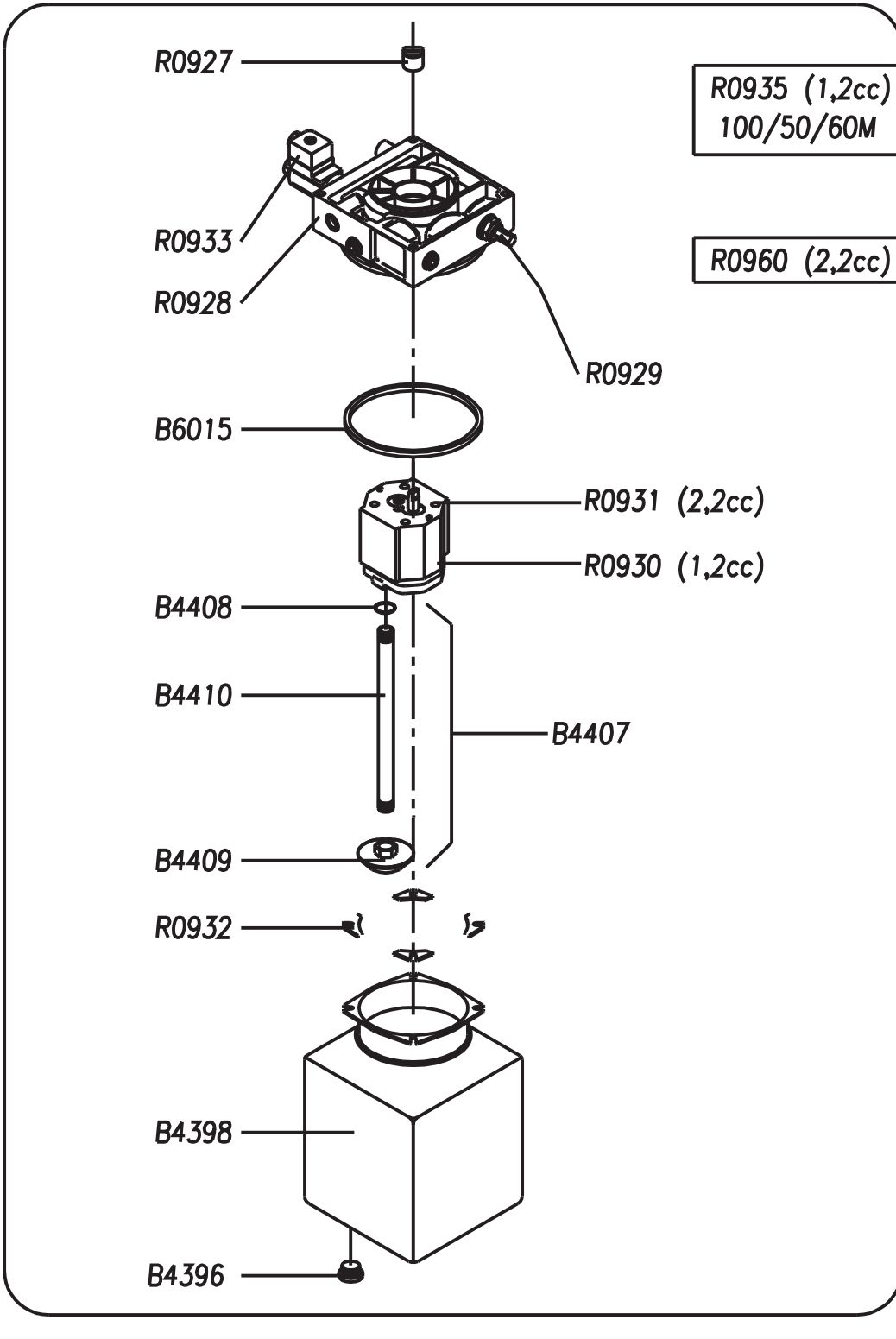
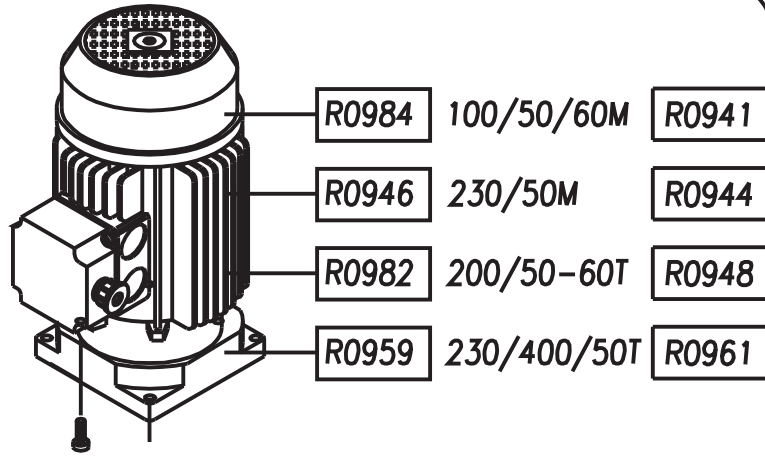


(C)2011 Werther Polska
do użytku wewnętrznego
nieautoryzowane użycie prawnie zabronione



23/07/08 R3



| Part Code | Sugg | Descrizione | Description | Beschreibung | Description | Denominacion |
|-----------|------|---------------------------------------|---------------------------------|------------------------------------|-----------------------------------|---------------------------------------|
| A0147 | | GANCIO PORTA TESTINA GONFIAGGIO | INFLATION HEAD HOOK | KNOPFHALTUNGSHAKEN | CROCHET | GANCHO PORTA-CABEZA DE INFLADO |
| B0643 | * | INTERRUTTORE GENERALE 230/400 | MASTER SWITCH 230/400 | SCHALTER 230/400 | INTERRUPTEUR GÉNÉRAL | INTERRUPTOR GENERAL |
| B4396 | | TAPPO SFIATO CON FILTRO | BLEED PLUG WITH FILTER | ENTLUEFTUNGSDECKEL MIT FILTER | BOUCHON RENIFLAR AVEC FILTRE | TAPON DE ESCAPE CON FILTRO |
| B4398 | | SERBATOIO LT.7 IN PLASTICA | TANK PVC | BEÄHELTER PVC | RESERVOIR PVC | DEPOSITO PVC |
| B4407 | | KIT ASPIRAZIONE | SUCTION KIT | KOMPL. ANSAUGS-SATZ | ENSEMBLE ASPIRATION | JUEGO ASPIRACION |
| B4408 | | O'RING 18.77X1.78 | O'RING | O'RING | JOINT TORIQUE | EMPAQUE |
| B4409 | | FILTRO PIATTO D.62 DA 3/8" | FLAT FILTER D.62 3/8" | FLACHFILTER D.62 3/8" | FILTRE PLAT | FILTRO PLANO |
| B4410 | | TUBO ASPIRAZIONE M/M G.3/8" | SUCTION PIPE | ANSAUGROHR | TUBE ASPIRATION | TUBO ASPIRACION |
| B5053 | * | VITE FORATA 1/4 | SCREW 1/4 | SCHRAUBE 1/4" | BOUCHON RENIFLARD 1/4" | TORNILLO CON ORIFICIO 1/4" |
| B5293 | * | FUSIBILE RITARDATO 5X20 4A T | FUSE 5X20 4A T | SCHMELZSICHERUNG 5X20 4A T | FUSIBLE 5X20 4A T | FUSIBILE 5X20 4A T |
| B6015 | | O'RING 6437 110,72X3,53 | O'RING | O'RING | JOINT TORIQUE | EMPAQUE |
| C0630 | | RONDELLA IN RAME Ø14X20 | COPPER WASHER Ø14X20 | MUTTER M10 UNI 5588 | ECROU M10 UNI 5588 | TUERCA |
| R0158 | | DADO MEDIO M 8 6S UNI 5588 ZB | NUT M8 | MUTTER M8 | ECROU M8 | TUERCA M8 UNI 5588 |
| R0926 | * | FINECORSA PORTELLO | LIMIT SWITCH | ENDSCHALTER AUFSTIEG | CONTACT FIN DE COURSE | FINAL DE CARRERA SUBIDA |
| R0927 | | GIUNTO A PENNA | CONNECTING COUPLING | FEDERANSCHLUSS | ACCOUPEMENT | ACOPLAMIENTO DE OREJA |
| R0928 | | FLANGIA X VT CON FORI DA 1/4" | FLANGE | FLANSCH | BRIDE | BRIDA |
| R0929 | * | VALVOLA DI MASSIMA 150BAR+VALV.RITEG. | HIGH PRESSION VALVE | UEBERDRUCKVENTIL | SOUPAPE DE SURPRESSION | VÁLVULA DE MÁXIMA |
| R0930 | | KIT POMPA "G" PHC 1-1,2CM/G | PUMP KIT | PUMPENSET | KIT POMPE | KIT BOMBA |
| R0931 | | KIT POMPA "G" PHC 1-2,2CM/G | PUMP KIT | PUMPENSET | KIT POMPE | KIT BOMBA |
| R0932 | | PIASTRINA DI SERRAGGIO X SERB | TIGHTENING PLATE FOR TANK | TANKBEFESTIGUNGSPLATTE | PLAQUE FIXATION RESERVOIR | PLACA DE FIJACION DEL DEPOSITO |
| R0933 | * | ELETTROVALVOLA COMPLETA | ELECTRO-VALVE | ELEKTROVENTIL | ELECTROVANNE COMPLÈTE | ELECTROVÁLVULA |
| R0935 | | MINICENTRAL.MC4 1,2CC | HYDRAULIC UNIT | HYDRAULIK GERAET | CENTRALE HYDRAULIQUE | CENTRALITA |
| R0937 | * | TELERUT.LS171024 7.5KW 24V AC | CONTACTOR LS171024 7.5KW 24V AC | FERNSCHALTER LS171024 7.5KW 24V AC | TÉLÉRUPTEUR LS171024 7.5KW 24V AC | TELEINTERRUPTOR LS171024 7.5KW 24V AC |
| R0939 | | KIT MOT+CENTR.110/60M | KIT MOTOR+POWER UNIT | KIT MOTOR+GERAET | KIT MOTOR+CENTRALE | KIT MOTOR+CENTRALITA |
| R0940 | * | TRASFORM.30VA 12-24V-100 | TRANSFORMER | TRANSFORMATOR | TRANSFORMATEUR | TRANSFORMADOR |
| R0941 | | KIT MOT+CENTR.100/50M | KIT MOTOR+POWER UNIT | KIT MOTOR+GERAET | KIT MOTOR+CENTRALE | KIT MOTOR+CENTRALITA |
| R0942 | | RELÈ MEMORIA CICLO | RELAY | RELAIS | RELAIS | RELÉ |
| R0944 | | KIT MOT+CENTR.230/50M | KIT MOTOR+POWER UNIT | KIT MOTOR+GERAET | KIT MOTOR+CENTRALE | KIT MOTOR+CENTRALITA |
| R0946 | * | MOT.230/50M 1,5KW GR.90 | ELECTRIC MOTOR | ELEKTRO-MOTOR | MOTEUR ÉLECTRIQUE | MOTOR ELÉCTRICO |
| R0947 | | PROLUNGA M-F 1/4 GAS L=30 | EXTENSION | VERLÄNGERUNG | RALLONGE | DISTANCIADOR |
| R0948 | | KIT MOT+CENTR.200/60T | KIT MOTOR+POWER UNIT | KIT MOTOR+GERAET | KIT MOTOR+CENTRALE | KIT MOTOR+CENTRALITA |
| R0950XX | | STRUTTURA | STEEL STRUCTURE | RAHMEN | CHÂSSIS | BASTIDOR |
| R0952XX | | SPORTELLO | DOOR | VORDERTUERE ELEKTRO-STEUERKASTEN | PANNEAU ANTÉRIEUR | PUERTA DELANTERA |
| R0953XX | | PIASTRA PRESSORE | PRESSURE PLATE | PRESSPLATTE | PLAQUE PRESSEUSE | PLACA |
| R0956 | | CILINDRO IDRAULICO | HYDRAULIC CYLINDER | ZYLINDER KOMPLET | VERIN COMPLET | CILINDRO IDRÁULICA |

| | | | | | | |
|-----------|---|-----------------------------------|---|--|--|-----------------------------------|
| R0959 | * | MOTORE 230-400/50T 1,1KW GR.90 4P | ELECTRICAL MOTOR 230-400/50T 1,1KW GR.90 4P | ELEKTRO-MOTOR 230-400/50T 1,1KW GR.90 4P | MOTEUR ÉLECTRIQUE 230-400/50T 1,1KW GR.90 4P | MOTOR ELÉCTRICO |
| R0960 | | MINICENTRAL.MC4 2,2CC | HYDRAULIC UNIT | HYDRAULIK GERAET | CENTRALE HYDRAULIQUE | CENTRALITA |
| R0961 | | KIT CENTR+MOT. | KIT MOTOR+POWER UNIT | KIT MOTOR+GERAET | KIT MOTOR+CENTRALE | KIT MOTOR+CENTRALITA |
| R0967 | | CERNIERA PORTELLO | DOOR HINGE | SCHARNIER | CHARNIERE PANNEAU | BISAGRA |
| R0968 | | MANIGLIA SPORTELLO | DOOR HANDLE | HANDGRIFF | POIGNEE | ASA |
| R0969 | * | FINECORSALALITA | LIFTING LIMIT SWITCH | ABSTIEGENSCHALTER | CONTACT FIN DE COURSE | FINAL DE CARRERA SUBIDA |
| R0972 | * | PULSANTE EMERGENZA | EMERGENCY PUSH BUTTON | AUFTAUCHKNOPF | BOUTON D'ÉMERGENCE | BOTÓN DE APARICIÓN |
| R0974 | * | PRESSOSTATO | PRESSURE SWITCH | DRUCKWÄCHTER | PRESSOSTAT | PRESOSTATO |
| R0975 | * | KIT GUARNIZIONI CILINDRO | CYLINDER GASKETS KIT | ZYLINDERDICHTUNGENSET | JEU DE JOINTS | JUEGO DE JUNTAS CILINDRO |
| R0982 | * | MOT.KW1,1 P4 200/346-50/60 H90 | ELECTRIC MOTOR | ELEKTRO-MOTOR | MOTEUR ÉLECTRIQUE | MOTOR ELÉCTRICO |
| R0984 | * | MOT.100/50-60M | ELECTRIC MOTOR | ELEKTRO-MOTOR | MOTEUR ÉLECTRIQUE | MOTOR ELÉCTRICO |
| R0987XX | | PANNELLO ANT. | FRONT PANEL | VORDERTAFEL | PANNEAU ANTERIEUR | PANEL |
| R0988 | | SUPPORTO QUADRO ELETTRICO | CONTROL BOX SUPPORT | HALTER F. ELEKTROSCHALKASTEN | SUPPORT BOITIER ELECTRIQUE | SOPORTE CUADRO ELECTRICO |
| R0989XX | | COPERTURA X BASE | COVER | DECKEL | COUVERCLE | TAPA |
| R0990XX | | TELAIO BASE | FRAME | GESTELL | CHASSIS | BASTIDOR |
| R0991 | | PERNO BLOCC.SPORTELLO | PIN | STIFT | AXE | PERNO |
| R0992 | | SPESSORE X CERNIERA | SHIM | DISTANZSTUECK | CALE | CALZO |
| R0993 | | DISTANZ.X MICRO | SPACER | DISTANZSTUECK | ENTRETOISE | DISTANCIADOR |
| R0994 | | BUSSOLA PROTEZIONE PERNO MICRO | MICROSWITCH PIN PROTECTION BUSHING | MIKROSCHALTERSTIFT-SCHUTZBU CHSE | BAGUE DE PROTECTION MICROINTERRUPTEUR | CASQUILLO PROTECTOR PASADOR MICRO |
| R0995 | | TUBO IMPIAN.IDR.MAND/RIT.L=280 | DELIVERY PIPE | WASSERSCHLAUCH | TUBE HYDRAULIQUE | TUBO INSTALACIÓN HIDRÁULICA |
| R0996 | | TUBO IMPIAN.IDR.MAND/RIT.L=550 | DELIVERY PIPE | WASSERSCHLAUCH | TUBE HYDRAULIQUE | TUBO INSTALACIÓN HIDRÁULICA |
| R0997 | | PIEDINO MOBILE COMPL. | FOOT | STÜTZFUSS | PIED | PIE |
| R1090XX | | STRUTTURA MAXI | STEEL STRUCTURE | RAHMEN | CHÂSSIS | BASTIDOR |
| R1091XX | | SPORTELLO MAXI | DOOR | VORDERTUERE ELEKTRO-STEUERKASTEN | PANNEAU ANTÉRIEUR | PUERTA DELANTERA |
| R1092 | | CILINDRO IDRAULICO MAXI | COMPLETE CYLINDER | ZYLINDER KOMPLET | VERIN COMPLET | CILINDRO HIDRAUL.COMPL. |
| R1096 | | TUBO IMPIAN.IDR.MAND/RIT.L=740 | DELIVERY PIPE | WASSERSCHLAUCH | TUBE HYDRAULIQUE | TUBO INSTALACIÓN HIDRÁULICA |
| R1097 | | PRESSOSTATO PS300SC220BAR R18+CP3 | PRESSURE SWITCH | DRUCKWÄCHTER | PRESSOSTAT | PRESOSTATO |
| R1443 | | QUADRO/T 200/50-60 ECOPRESS/08 | ELECTRIC BOX | KASTEN DREHSTROM | COFFRET ÉLECTRIQUE | CUADRO ELÉCTRICO |
| R1444 | | QUADRO/M 230/50 ECOPRESS/08 | ELECTRIC BOX | KASTEN EINPHASE | COFFRET ÉLECTRIQUE | CUADRO ELÉCTRICO |
| R1445 | | QUADRO/T 230-400/50ECOPRESS/08 | ELECTRIC BOX | KASTEN DREHSTROM | COFFRET ÉLECTRIQUE | CUADRO ELÉCTRICO |
| R1446 | | QUADRO/M 100/50-60 ECOPRESS/08 | ELECTRIC BOX | KASTEN EINPHASE | COFFRET ÉLECTRIQUE | CUADRO ELÉCTRICO |
| R1447 | | PULSANTE LUM.24V D22 1XNO VERD | LIGHT PUSH BUTTON | KONTROLLEUCHE | BOUTON TÉMOIN LUMINEUX | PULSADOR ESPIA |
| R1452XX | | ANGOLARE INVOLUCRO ECOPRESS | CASING ANGLE BAR | | | BARRA ANGULAR CARCASA |
| R1453XX | | VASCHETTA IMBUTO ECOPRESS | OIL CAP | ÖLWÄNNCHEN | GODET D'HUILE | CUBITA ACEITE |
| Z_RICAMBI | | * = RICAMBI CONSIGLIATI | * = RECOMMENDED SPARE PARTS | * = EMPFOHLENE E-TEILE | * = PIECES DE RECHANGE CONSEILLEES | * = REPUESTOS ACONSEJAIOS |